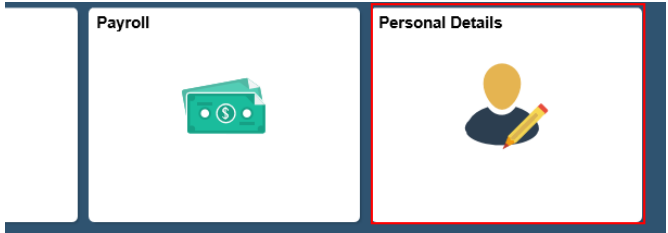
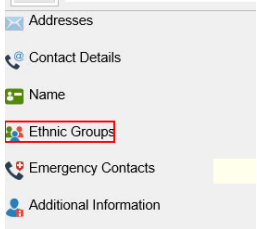

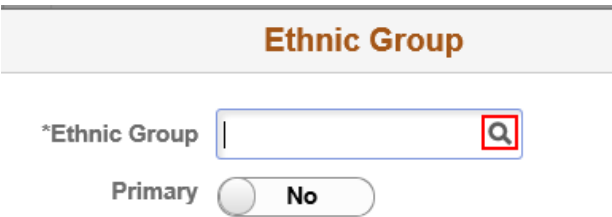
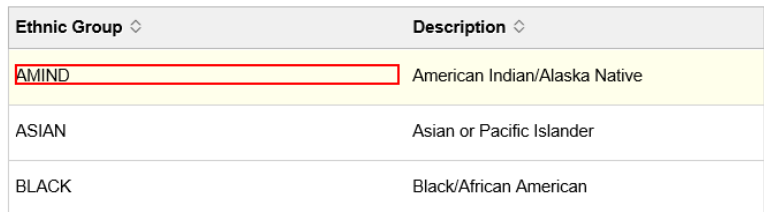
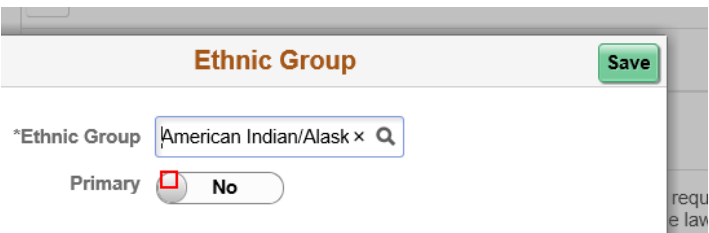
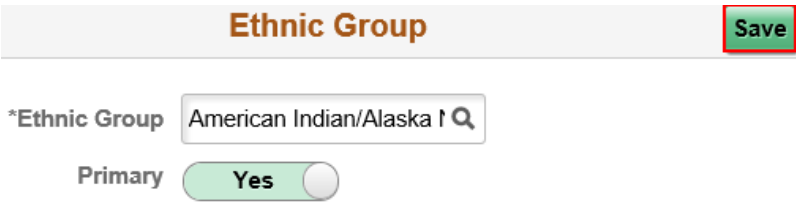






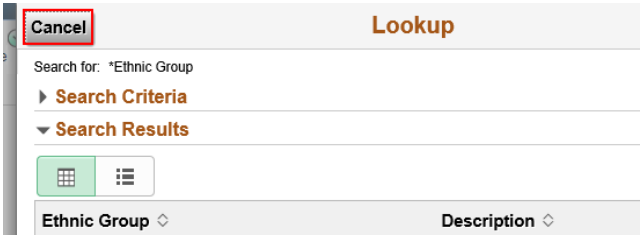
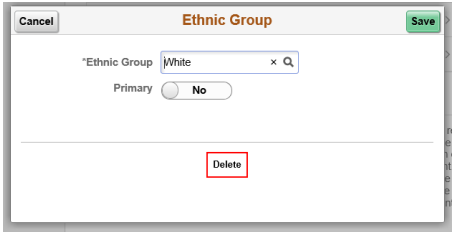
## Editing an Existing Ethnic Group Self-Identification

Step	Action
1.	<p>Click the <b>Personal Details</b> tile.</p> 
2.	<p>Click the <b>Ethnic Groups</b> link.</p> 
3.	<p>The <b>Ethnic Group</b> page displays.</p> <p>Currently you have one ethnic group self-identification: White. This is marked as your primary Ethnic Group.</p> <p>For this example, you will add another Ethnic Group self-identification as American Indian/Alaska native and mark this as Primary.</p> <p>Then you will edit the existing self-identification of White to change it to Hispanic/Latino.</p>
4.	<p>Click the <b>Add an Ethnic Group</b> button.</p> 

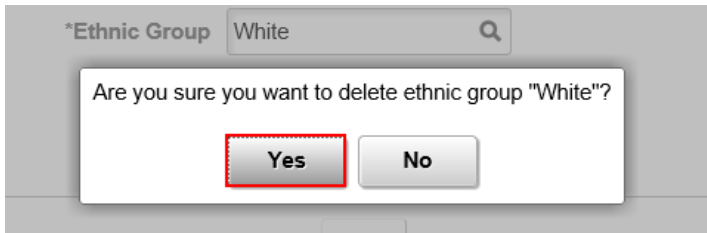

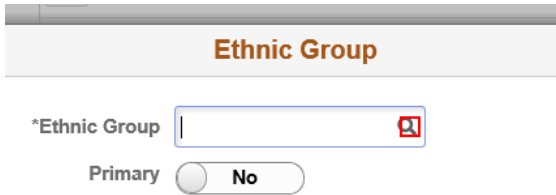
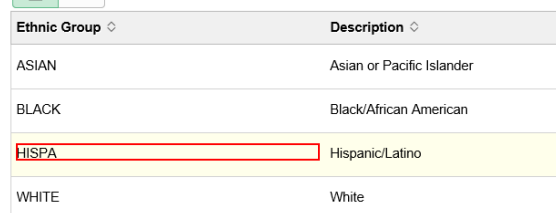


Step	Action
5.	<p>Click the <b>Look up Ethnic Group</b> link.</p> 
6.	<p>Notice White and Hispanic/Latino are not available to select.</p> <p>You have already selected White. With White selected, you cannot also self-identify as Hispanic/Latino.</p> <p>The system does not permit self-identification as</p> <ul style="list-style-type: none"> <li>-- Hispanic/ Latino and White</li> <li>-- Hispanic/Latino and Black</li> </ul>
7.	<p>Click the <b>AMIND</b> object.</p> 
8.	<p>Click the <b>Primary</b> option.</p> 
9.	<p>Click the <b>Save</b> button.</p> 

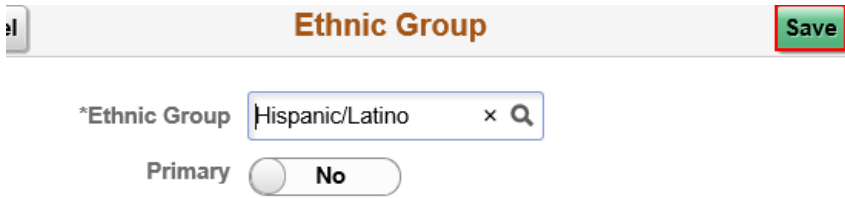
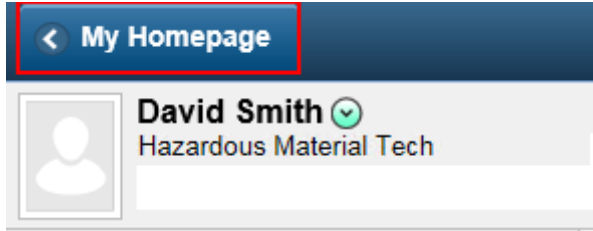


Step	Action
10.	<p>The Ethnic Group page displays a confirmation message indicating that you have added an ethnic group.</p> <p>The Ethnic Group grid now displays two rows--one for American Indian/Alaska Native (marked as Primary) and one for White.</p> <p>Next you will edit the self-identification of White to change it to Hispanic/Latino.</p>
11.	<p>Click the <b>White</b> link.</p> 
12.	<p>Click the <b>Look up Ethnic Group</b> button.</p> 
13.	<p>Notice, Hispanic/Latino is not available as an option.</p> <p>You cannot select Hispanic/Latino, because you have self-identified as white.</p> <p>In order to change your self-identification from White to Hispanic/Latino, you must first delete the identification as White and then add a new identification as Hispanic/Latino.</p>
14.	<p>Click the <b>Cancel</b> button.</p> 
15.	<p>Click the <b>Delete</b> button.</p> 



Step	Action										
16.	<p>Click the <b>Yes</b> button.</p> 										
17.	<p>Notice the <b>Ethnic Groups</b> page displays a confirmation message indicating that you have deleted your self-identification as White.</p> <p>Your self-identification as American Indian/Alaska native remains. It is still your primary ethnic group.</p> <p>Next you will add an additional self-identification as Hispanic/Latino. You will maintain American Indian/Alaska Native as your primary ethnic group.</p>										
18.	<p>Click the <b>Add an Ethnic Group</b> button.</p> 										
19.	<p>Click the <b>Look up Ethnic Group</b> button.</p> 										
20.	<p>Notice Hispanic/Latino is now available, because you do not have an existing self-identification as White or as Black.</p> <p>You can not self-identify as Hispanic/Latino and White or Hispanic/Latino and Black.</p>										
21.	<p>Click the <b>HISPA</b> object.</p>  <table border="1"> <thead> <tr> <th>Ethnic Group</th> <th>Description</th> </tr> </thead> <tbody> <tr> <td>ASIAN</td> <td>Asian or Pacific Islander</td> </tr> <tr> <td>BLACK</td> <td>Black/African American</td> </tr> <tr> <td><b>HISPA</b></td> <td>Hispanic/Latino</td> </tr> <tr> <td>WHITE</td> <td>White</td> </tr> </tbody> </table>	Ethnic Group	Description	ASIAN	Asian or Pacific Islander	BLACK	Black/African American	<b>HISPA</b>	Hispanic/Latino	WHITE	White
Ethnic Group	Description										
ASIAN	Asian or Pacific Islander										
BLACK	Black/African American										
<b>HISPA</b>	Hispanic/Latino										
WHITE	White										



Step	Action
22.	<p>Click the <b>Save</b> button.</p> 
23.	<p>Notice the <b>Ethnic Groups</b> page displays a confirmation message indicating that you have added an ethnic group of Hispanic/Latino.</p> <p>The <b>Ethnic Group</b> grid now lists two ethnic groups</p> <ul style="list-style-type: none"><li>-- American Indian/Alaska Native (Primary)</li><li>-- Hispanic/Latino</li></ul> <p>These are listed in alphabetical order.</p>
24.	<p>Click the <b>My Homepage</b> button.</p> 
25.	<p><b>End of Procedure.</b></p>